

## World Cup Series

### SUPPORT TEAM REGULATIONS

#### 1 General

- 1.1 These Support Team Regulations shall apply at all times while support persons are at the venue or on the field of play.
- 1.2 For the purposes of these regulations, a coach boat includes any boat that is under the control or direction of a person who is or may provide physical or advisory support to an athlete, including the gathering of data that may be used at a later time.
- 1.3 The Organizing Authority may inspect boats at any time to ensure that they comply with these regulations, and the person responsible for the boat shall facilitate such inspection.
- 1.4 An alleged breach of any of these regulations may be referred to the International Jury for a hearing. As a result of the hearing the International Jury may take action under RRS 64.4 or exclude the person from the event or venue or remove any privileges or benefits for a specified period or for the remainder of the competition. Note also, action may be taken under RRS 69.2.
- 1.5 The Organizing Authority may change these regulations at any time. Any changes will be posted on the Official Notice Board.
- 1.6 The Organizing Authority may, at its discretion, refuse to register coach boats not deemed to be suitable. Generally, open boats more than 4.0m and less than 7.5m in length and having minimal or no superstructure (cabin, coach house, bridge, etc.) are considered suitable.
- 1.7 All support persons shall be register at the regatta office by 18:00 on the day before the first race. Coach boats and designated drivers shall be registered at the Regatta Office either before leaving the venue by water for the first time or by 18:00 on the day before the first race of the Event that it is supporting, whichever is earlier.
  - 1.7.1 Each boat shall be insured with valid third-party liability insurance with a minimum coverage of € 1,500,000 (or equivalent) per incident.
  - 1.7.2 Only accredited persons may be designated drivers.
  - 1.7.3 The person registering the coach boat shall confirm that:
    - (a) a valid insurance certificate showing proof of third-party liability coverage as required by 1.7.1 has been obtained;
    - (b) each designated driver has a motorboat driving license recognized by a national authority appropriate to that boat; and
    - (c) anyone who will be using a radio has an appropriate radio operation license recognized by a national authority.

- 1.8 Coach boats shall be marked with the applicable national sail letters (RRS G1.1) clearly displayed on both sides of the boat in strongly contrasting colours at all times while afloat. The minimum height for the letters shall be 200mm. The letters will not be provided by the Organizing Authority.

## **2 Sailing Venue**

- 2.1 Coach boats shall use the designated slipway/area for launching. Once launched, trailers shall be moved immediately to the trailer park or as otherwise directed by the Organising Authority.
- 2.2 Only registered coach boats will be allowed into the sailing venue.
- 2.3 When not in use, coach boats shall be appropriately berthed at the sailing venue in the allocated areas for coach boats for the entire time that these SBR apply.
- 2.4 Coach boats shall not use the dinghy launching slipways or keelboat pontoons for any purpose whatsoever, including mooring, launching and retrieval, and loading and unloading of equipment.

## **3 Safety**

- 3.1 Coach boats shall carry on board:
  - (a) life jackets / buoyancy aid for all passengers and the driver;
  - (b) first-aid kit;
  - (c) VHF radio;
  - (d) device for making a sound signal;
  - (e) compass;
  - (f) adequate anchor and tackle for conditions and depth;
  - (g) tow rope (minimum 15m long and 10mm thick);
  - (h) operational engine kill cord (also known as a safety lanyard or automatic engine immobiliser);
  - (i) hand pump or bailer;
  - (j) knife; and
  - (k) any additional safety equipment required by local maritime law.

It is recommended that life jackets be worn at all times when afloat. It is strongly recommended that the kill cord is used at all times when the engine is running.

- 3.2 The maximum plated / certified passenger limits for the boat shall never exceed.
- 3.3 Team leaders are responsible for overseeing the safe operation of their coach boats on the water, including knowledge of who is afloat and ensuring their safe return to the venue.

- 3.4 At all times, support persons including the registered driver(s) of a coach boat shall comply with directions given by or under the authority of a Race Official. This includes assisting in rescue operations when requested to do so.

- 3.5 Coach boats shall comply with local harbour and marina regulations, including speed limits.

#### **4 General Restrictions**

- 4.1 The registered driver(s) of a coach boat will be responsible for the control of the boat at all times and will be held responsible for any inappropriate behaviour, dangerous actions or improper practices, or actions affecting the fairness or safety of competition.

- 4.2 Support staff shall not leave any device, piece of equipment, buoy, marker or similar item permanently in the water. Temporary use of floating objects is allowed for current measurement. These objects shall be removed as soon as the measurement has been taken.

- 4.3 Coach boats shall take particular care to minimise their wash when transiting the course areas.

#### **5 Drones**

The use of drones is prohibited.

#### **6 Support Boat Restricted Areas**

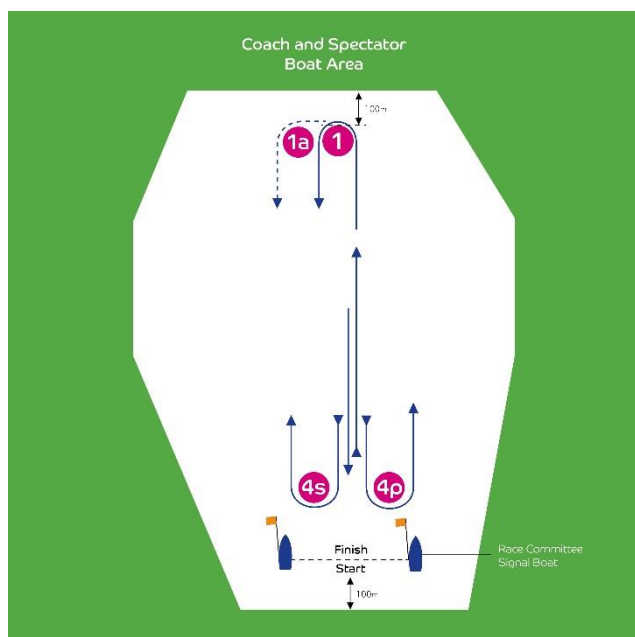
- 6.1 Support boats shall stay outside areas where boats are racing as defined in Appendix 1 and shall not be:

- 6.1.1 closer than 100m to any boat racing;
  - 6.1.2 within 100m to leeward of the starting line or within 100m of its marks from the time of the preparatory signal until all boats have left the starting area or the Race Committee signals a postponement, general recall or abandonment;
  - 6.1.3 between any boat racing and the next mark of the course;
  - 6.1.4 between the inner and outer trapezoid courses when boats are racing on both courses;
  - 6.1.5 within 100m of any mark of the course while boats are in the vicinity of that mark;
  - 6.1.6 within 100m of the finishing line and marks while boats are finishing; and
  - 6.1.7 In addition, for the medal race and live TV areas, the restricted area is extended as shown in Appendix 2.
- 6.2 Support boats should proceed around the racing area in such a way to minimise the effect their wash will have on boats racing. Boats that are motoring above five knots shall remain at least 150m from any boat racing.

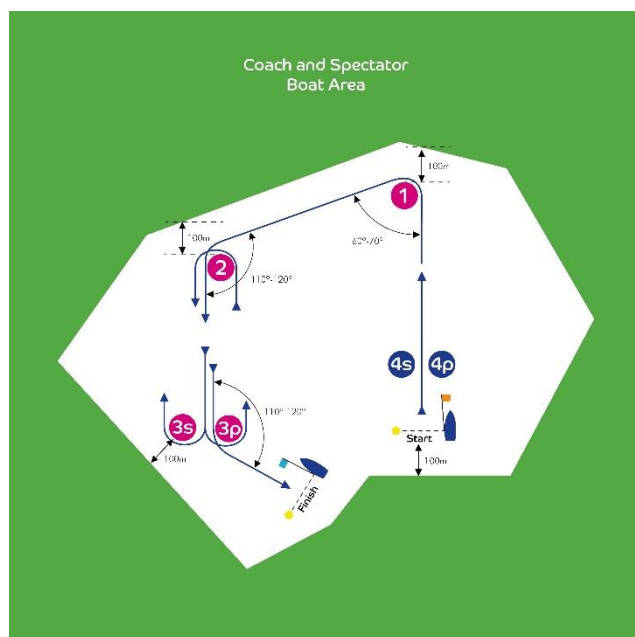
- 6.3 Between sequences of races or when all racing for that Course Area has been postponed or abandoned, support boats may enter the Course Area to service their athletes but shall restrict their speed to five knots. If further racing is to take place, support boats shall then comply with the applicable STR.
- 6.4 If flag V is displayed on the Race Committee signal boat, Support boats shall follow any directions and these over-ride any conflicting rules in these STR.

## APPENDIX 1 - Support Boat Restricted Area

### Windward-Leeward Courses

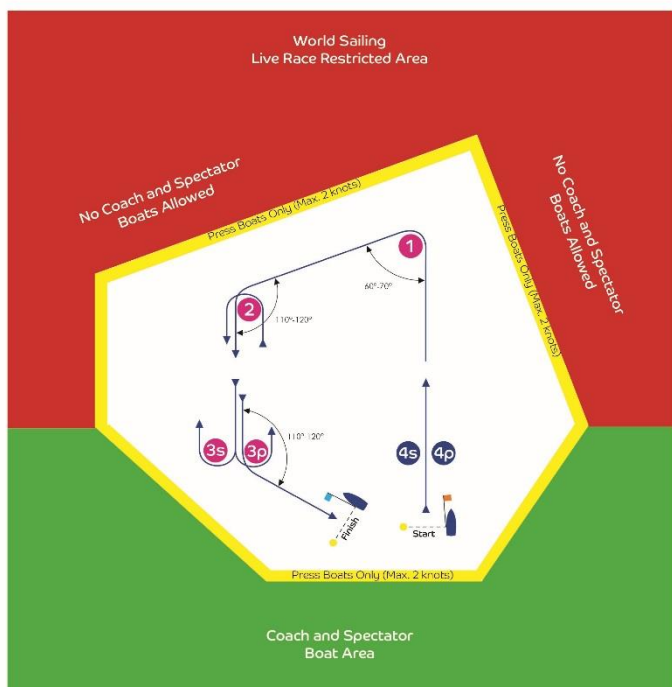


### Trapezoidal Courses

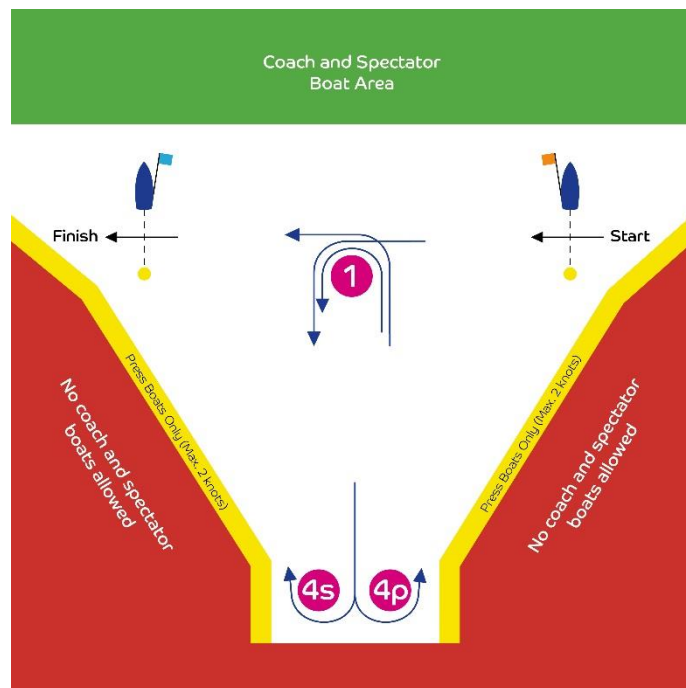


## APPENDIX 2 – Medal Race or Live TV Area

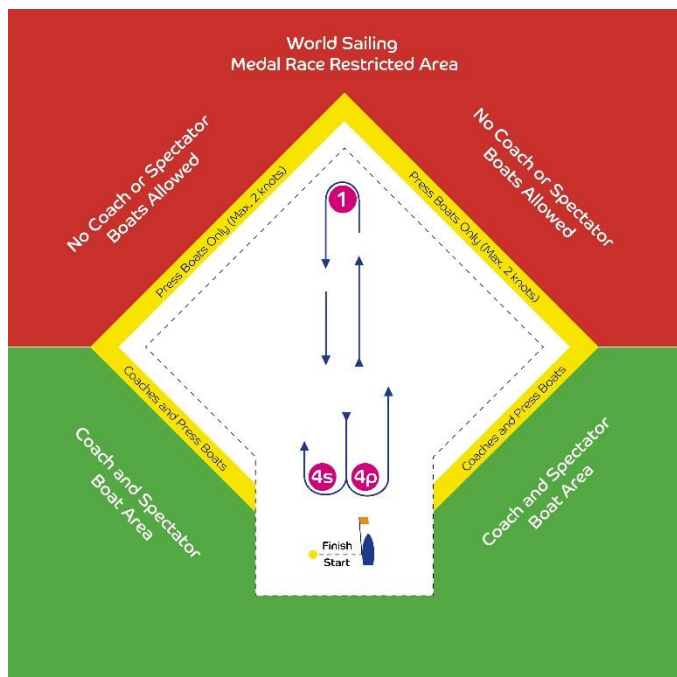
### Trapezoidal Courses



### Course WRS



### Windward-Leeward Courses



### LR/LG Courses

